




R. DOMURAT Evaluation of Instruction Program Report

17S: ECON 103L LAB 1E: ECONOMETRICS LAB
 No. of responses = 7
 Enrollment = 24
 Response Rate = 29.17%


Survey Results

1. Background Information:

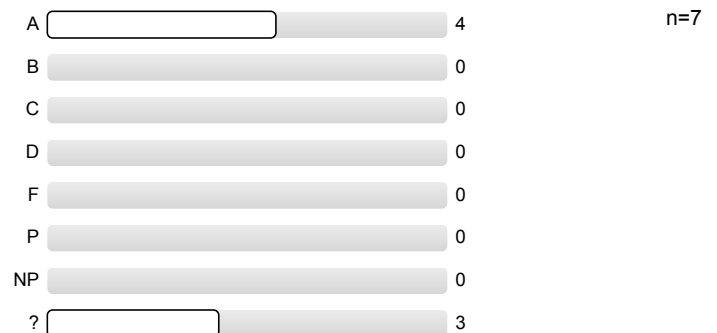
1.1) Year in School:




1.2) UCLA GPA:



1.3) Expected Grade:




1.4) What requirements does this course fulfill?



2. Preliminary Questions:

2.1) Approximately how many times did you attend the section?

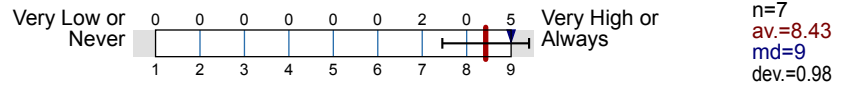


2.2) You saw the teaching assistant attending lectures.

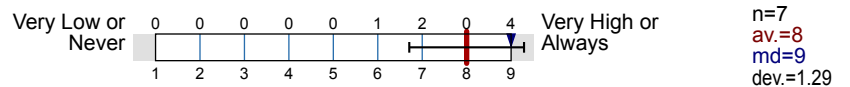


3. To What Extent Do You Feel That:

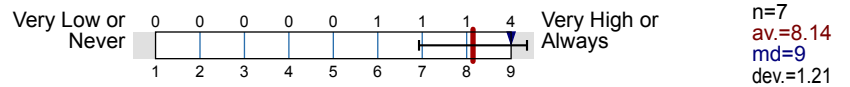
3.1) Teaching Assistant Knowledge - The T.A. was knowledgeable about the material.



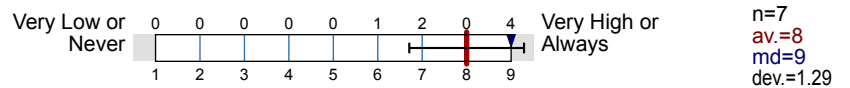
3.2) Teaching Assistant Concern - The T.A. was concerned about student learning.



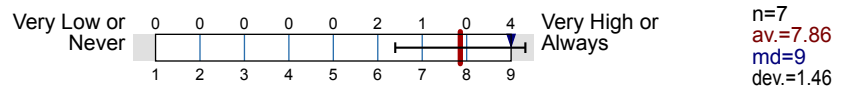
3.3) Organization - Section presentations were well prepared and organized.



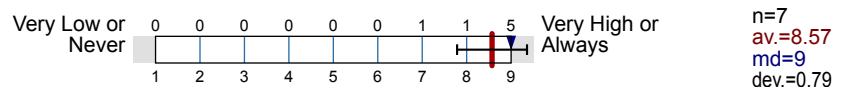
3.4) Scope - The teaching assistant expanded on course ideas.



3.5) Interaction - Students felt welcome in seeking help in or outside of the class.



3.6) Communication Skills - The teaching assistant had good communication skills.



3.7)	Presentation - Your presentation or your group's presentation benefited from the help of the teaching assistant.		n=6 av.=8.33 md=9 dev.=1.03 ab.=1
3.8)	Data Analysis - The teaching assistant helped you develop data analysis skills.		n=7 av.=8.43 md=9 dev.=0.98
3.9)	Value - The overall value of the sections justified your time and effort.		n=7 av.=8.43 md=9 dev.=0.98
3.10)	Overall - What is your overall rating of the teaching assistant?		n=7 av.=8.43 md=9 dev.=0.98

4. Your View of Section Characteristics:

4.1)	Difficulty (relative to other courses)		n=6 av.=2.33 md=2 dev.=0.52 ab.=1
4.2)	Workload/pace was		n=5 av.=2.2 md=2 dev.=0.84 ab.=2
4.3)	Integration of section with course was		n=6 av.=2.5 md=2.5 dev.=0.55 ab.=1
4.4)	Texts, required readings		n=4 av.=2 md=2 dev.=0.82 ab.=3
4.5)	Homework assignments		n=5 av.=2 md=2 dev.=0.71 ab.=2
4.6)	Graded materials, examinations		n=5 av.=2.4 md=2 dev.=0.55 ab.=2
4.7)	Lecture presentations		n=6 av.=2.83 md=3 dev.=0.41 ab.=1
4.8)	Class discussions		n=5 av.=2.4 md=2 dev.=0.55 ab.=2

Profile

Subunit: **ECON**
 Name of the instructor: **R. DOMURAT**
 Name of the course: **17S: ECON 103L LAB 1E: ECONOMETRICS LAB**
 (Name of the survey)

Values used in the profile line: Mean

3. To What Extent Do You Feel That:

3.1) Teaching Assistant Knowledge - The T.A. was knowledgeable about the material.	Very Low or Never										Very High or Always	n=7	av.=8.43
3.2) Teaching Assistant Concern - The T.A. was concerned about student learning.	Very Low or Never										Very High or Always	n=7	av.=8.00
3.3) Organization - Section presentations were well prepared and organized.	Very Low or Never										Very High or Always	n=7	av.=8.14
3.4) Scope - The teaching assistant expanded on course ideas.	Very Low or Never										Very High or Always	n=7	av.=8.00
3.5) Interaction - Students felt welcome in seeking help in or outside of the class.	Very Low or Never										Very High or Always	n=7	av.=7.86
3.6) Communication Skills - The teaching assistant had good communication skills.	Very Low or Never										Very High or Always	n=7	av.=8.57
3.7) Presentation - Your presentation or your group's presentation benefited from the help of the teaching assistant.	Very Low or Never										Very High or Always	n=6	av.=8.33
3.8) Data Analysis - The teaching assistant helped you develop data analysis skills.	Very Low or Never										Very High or Always	n=7	av.=8.43
3.9) Value - The overall value of the sections justified your time and effort.	Very Low or Never										Very High or Always	n=7	av.=8.43
3.10) Overall - What is your overall rating of the teaching assistant?	Very Low or Never										Very High or Always	n=7	av.=8.43

4. Your View of Section Characteristics:

4.1) Difficulty (relative to other courses)	Low										High	n=6	av.=2.33
4.2) Workload/pace was	Too Slow										Too Much	n=5	av.=2.20
4.3) Integration of section with course was	Poor										Excellent	n=6	av.=2.50
4.4) Texts, required readings	Poor										Excellent	n=4	av.=2.00
4.5) Homework assignments	Poor										Excellent	n=5	av.=2.00
4.6) Graded materials, examinations	Poor										Excellent	n=5	av.=2.40
4.7) Lecture presentations	Poor										Excellent	n=6	av.=2.83
4.8) Class discussions	Poor										Excellent	n=5	av.=2.40

Comments Report

5. Comments:

- ^{5.1)} Please identify what you perceive to be the real strengths and weaknesses of this teaching assistant and course.
- Richard is honestly the best TA I have ever had at UCLA for economics. He went out of his way to be helpful and wanted his class to succeed. I appreciate the way he changed his TA session compared vs. what the professor was teaching. He went up on the board and wrote everything down. Unlike other TA's that only teach the theorem, he went out there and explained it and showed how it could be utilized on a test. I appreciate his efforts and was so glad to be enrolled in his session.
 - Richard is very knowledgeable on the subject. He explains everything very clearly. The best Econ TA at UCLA!




R. DOMURAT Evaluation of Instruction Program Report

17S: ECON 103L LAB 1F: ECONOMETRICS LAB
 No. of responses = 11
 Enrollment = 24
 Response Rate = 45.83%


Survey Results

1. Background Information:

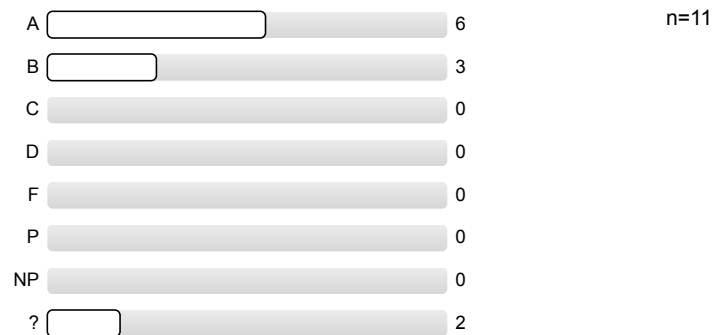
1.1) Year in School:




1.2) UCLA GPA:



1.3) Expected Grade:




1.4) What requirements does this course fulfill?



2. Preliminary Questions:

2.1) Approximately how many times did you attend the section?

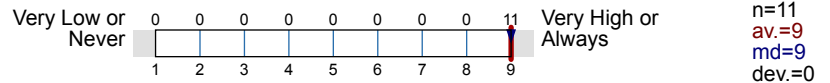


2.2) You saw the teaching assistant attending lectures.

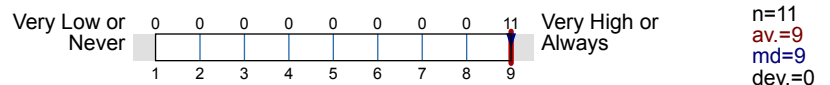


3. To What Extent Do You Feel That:

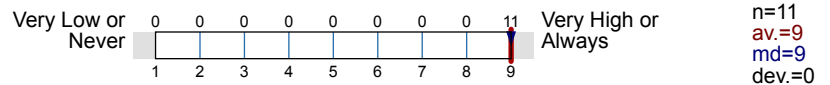
3.1) Teaching Assistant Knowledge - The T.A. was knowledgeable about the material.



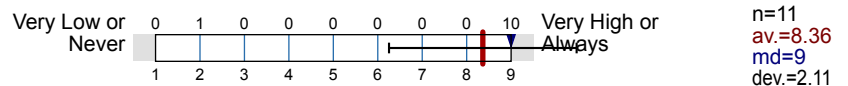
3.2) Teaching Assistant Concern - The T.A. was concerned about student learning.



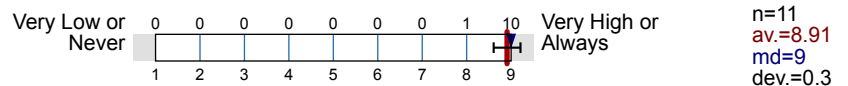
3.3) Organization - Section presentations were well prepared and organized.



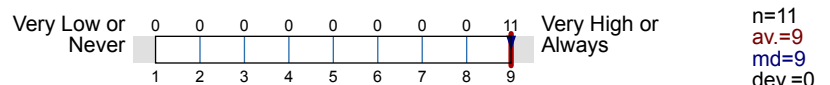
3.4) Scope - The teaching assistant expanded on course ideas.



3.5) Interaction - Students felt welcome in seeking help in or outside of the class.



3.6) Communication Skills - The teaching assistant had good communication skills.



3.7)	Presentation - Your presentation or your group's presentation benefited from the help of the teaching assistant.		n=8 av.=9 md=9 dev.=0 ab.=3
3.8)	Data Analysis - The teaching assistant helped you develop data analysis skills.		n=10 av.=8.3 md=9 dev.=1.49 ab.=1
3.9)	Value - The overall value of the sections justified your time and effort.		n=11 av.=8.09 md=9 dev.=1.92
3.10)	Overall - What is your overall rating of the teaching assistant?		n=11 av.=8.91 md=9 dev.=0.3

4. Your View of Section Characteristics:

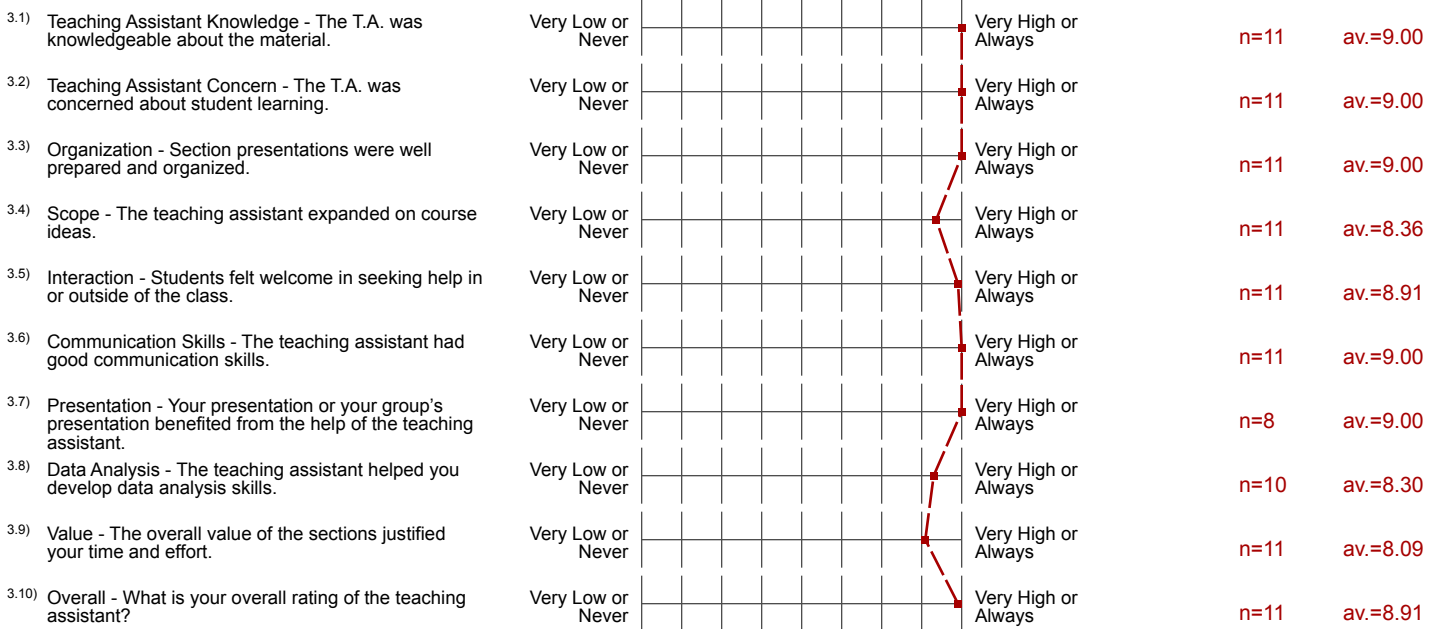
4.1)	Difficulty (relative to other courses)		n=11 av.=2.18 md=2 dev.=0.6
4.2)	Workload/pace was		n=11 av.=2.27 md=2 dev.=0.47
4.3)	Integration of section with course was		n=10 av.=2.8 md=3 dev.=0.42 ab.=1
4.4)	Texts, required readings		n=9 av.=2.33 md=2 dev.=0.71 ab.=2
4.5)	Homework assignments		n=10 av.=2.3 md=2 dev.=0.67 ab.=1
4.6)	Graded materials, examinations		n=11 av.=2.27 md=2 dev.=0.47
4.7)	Lecture presentations		n=11 av.=2.64 md=3 dev.=0.5
4.8)	Class discussions		n=10 av.=2.4 md=2.5 dev.=0.7 ab.=1

Profile

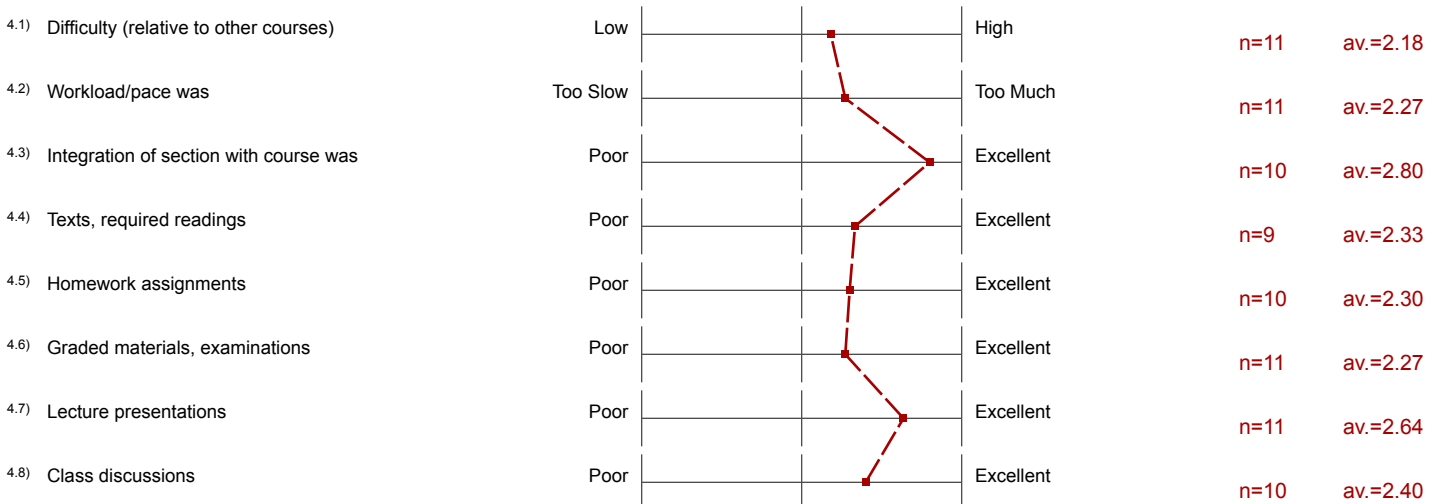
Subunit: **ECON**
 Name of the instructor: **R. DOMURAT**
 Name of the course: **17S: ECON 103L LAB 1F: ECONOMETRICS LAB**
 (Name of the survey)

Values used in the profile line: Mean

3. To What Extent Do You Feel That:



4. Your View of Section Characteristics:



Comments Report

5. Comments:

- ^{5.1)} Please identify what you perceive to be the real strengths and weaknesses of this teaching assistant and course.
- Best TA I've had at UCLA! Very knowledgeable and is easy to understand! I do not think that I would've understood the material as well as I did without him. If he has a weakness, it is that he could've held a review session for the final but that's not really necessary.
 - Great TA- really helped define the concepts and how to actually do problems and homework. Lecture was just an abstract mess and you helped to clear that mess a little bit each week. I don't really feel like I learned STATA, but I think that's more a fault of the structure of the course rather than a TA problem.
 - He is very excellent TA
 - Richard is one of the best TAs I have ever had. The professor was not very helpful in some areas and Richard managed to summarize the entire week's worth of material in 30 minutes and then have time to go over homework problems he thought we would need help with. He was very efficient and if you had a base knowledge of the material, attending his section was extremely useful as he reviewed that and the basics behind a lot of the intuition. He explained things very concisely and clearly and was always available for office hours and such in order to answer students' questions. I don't think I would have done as well in the class without him and I am very glad he was my TA.
 - This TA is great. He really expands on the course ideas and I always find it valuable to go to his office hours and get help on the homework.




R. DOMURAT Evaluation of Instruction Program Report

17W: ECON 101 DIS 1M: MICROECONOMC THEORY
 No. of responses = 10
 Enrollment = 28
 Response Rate = 35.71%

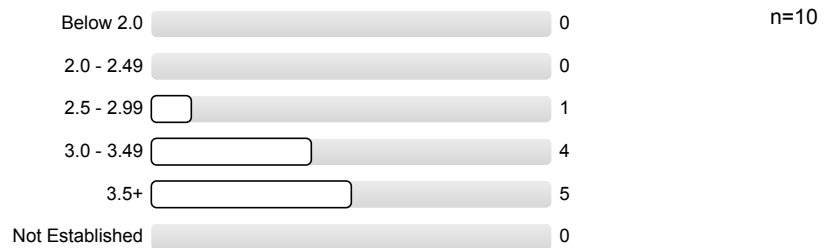
Survey Results

1. Background Information:


1.1) Year in School:




1.2) UCLA GPA:



1.3) Expected Grade:

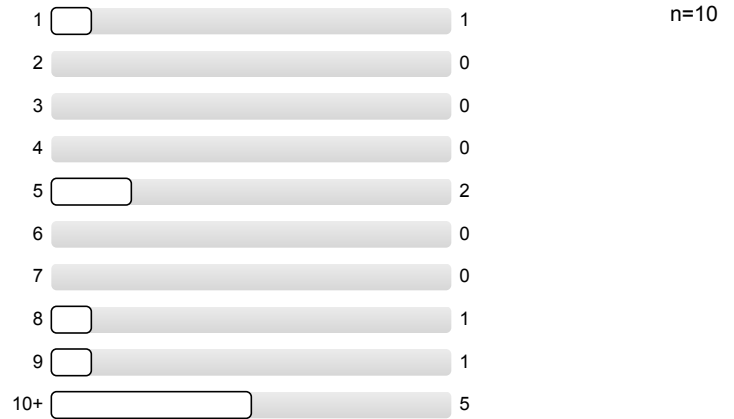


1.4) What requirements does this course fulfill?




2. Preliminary Questions:


2.1) Approximately how many times did you attend the assigned section?



2.2) If you primarily attended a section that is not assigned to you, what was your primary reason for doing so?

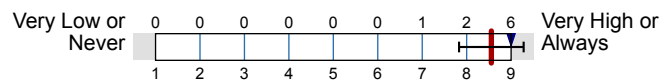


2.3) You saw the TA of the assigned section attending lectures.



3. To What Extent Do You Feel That:

3.1) Teaching Assistant Knowledge - The T.A. was knowledgeable about the material.



n=9
av.=8.56
md=9
dev.=0.73
ab.=1

3.2) Teaching Assistant Concern - The T.A. was concerned about student learning.



n=9
av.=8.67
md=9
dev.=0.71
ab.=1

3.3) Organization - Section presentations were well prepared and organized.



n=9
av.=8.78
md=9
dev.=0.67
ab.=1

3.4)	Scope - The teaching assistant expanded on course ideas.	Very Low or Never	0 0 0 0 0 0 1 2 6 7	Very High or Always	n=9 av.=8.56 md=9 dev.=0.73 ab.=1
3.5)	Interaction - Students felt welcome in seeking help in or outside of the class.	Very Low or Never	0 0 0 0 0 1 1 0 7 7	Very High or Always	n=9 av.=8.44 md=9 dev.=1.13 ab.=1
3.6)	Communication Skills - The teaching assistant had good communication skills.	Very Low or Never	0 0 0 0 0 0 2 0 7 7	Very High or Always	n=9 av.=8.56 md=9 dev.=0.88 ab.=1
3.7)	Value - The overall value of the sections justified your time and effort.	Very Low or Never	0 0 0 0 0 1 1 0 7 7	Very High or Always	n=9 av.=8.44 md=9 dev.=1.13 ab.=1
3.8)	Overall - What is your overall rating of the teaching assistant?	Very Low or Never	0 0 0 0 0 0 1 1 7 7	Very High or Always	n=9 av.=8.67 md=9 dev.=0.71 ab.=1

4. Your View of Section Characteristics:

4.1)	Difficulty (relative to other courses)	Low	0 5 5 5	High	n=10 av.=2.5 md=2.5 dev.=0.53
4.2)	Workload/pace was	Too Slow	0 8 2 2	Too Much	n=10 av.=2.2 md=2 dev.=0.42
4.3)	Integration of section with course was	Poor	0 5 4 4	Excellent	n=9 av.=2.44 md=2 dev.=0.53 ab.=1
4.4)	Texts, required readings	Poor	1 7 1 1	Excellent	n=9 av.=2 md=2 dev.=0.5 ab.=1
4.5)	Homework assignments	Poor	0 6 3 3	Excellent	n=9 av.=2.33 md=2 dev.=0.5 ab.=1
4.6)	Graded materials, examinations	Poor	1 6 2 2	Excellent	n=9 av.=2.11 md=2 dev.=0.6 ab.=1
4.7)	Lecture presentations	Poor	0 4 5 5	Excellent	n=9 av.=2.56 md=3 dev.=0.53 ab.=1
4.8)	Class discussions	Poor	0 3 6 6	Excellent	n=9 av.=2.67 md=3 dev.=0.5 ab.=1

Profile

Subunit: **ECON**
 Name of the instructor: **R. DOMURAT**
 Name of the course: **17W: ECON 101 DIS 1M: MICROECONOMC THEORY**
 (Name of the survey)

Values used in the profile line: Mean

3. To What Extent Do You Feel That:

3.1) Teaching Assistant Knowledge - The T.A. was knowledgeable about the material.	Very Low or Never									Very High or Always	n=9	av.=8.56
3.2) Teaching Assistant Concern - The T.A. was concerned about student learning.	Very Low or Never									Very High or Always	n=9	av.=8.67
3.3) Organization - Section presentations were well prepared and organized.	Very Low or Never									Very High or Always	n=9	av.=8.78
3.4) Scope - The teaching assistant expanded on course ideas.	Very Low or Never									Very High or Always	n=9	av.=8.56
3.5) Interaction - Students felt welcome in seeking help in or outside of the class.	Very Low or Never									Very High or Always	n=9	av.=8.44
3.6) Communication Skills - The teaching assistant had good communication skills.	Very Low or Never									Very High or Always	n=9	av.=8.56
3.7) Value - The overall value of the sections justified your time and effort.	Very Low or Never									Very High or Always	n=9	av.=8.44
3.8) Overall - What is your overall rating of the teaching assistant?	Very Low or Never									Very High or Always	n=9	av.=8.67

4. Your View of Section Characteristics:

4.1) Difficulty (relative to other courses)	Low									High	n=10	av.=2.50
4.2) Workload/pace was	Too Slow									Too Much	n=10	av.=2.20
4.3) Integration of section with course was	Poor									Excellent	n=9	av.=2.44
4.4) Texts, required readings	Poor									Excellent	n=9	av.=2.00
4.5) Homework assignments	Poor									Excellent	n=9	av.=2.33
4.6) Graded materials, examinations	Poor									Excellent	n=9	av.=2.11
4.7) Lecture presentations	Poor									Excellent	n=9	av.=2.56
4.8) Class discussions	Poor									Excellent	n=9	av.=2.67

Comments Report

5. Comments:

- ^{5.1)} Please identify what you perceive to be the real strengths and weaknesses of this teaching assistant and course.
- Richard is an incredible TA. He was my TA for Econ 11 as well and he does a great job in organizing the material and reteaching complicated topics to his sections. He responded quickly via email and was very helpful during office hours. Hope he TA's for Econ 102 next quarter!
 - Richard is hands down the best TA I've ever had at my time here at UCLA. Everyone in the class comes to Richard's discussion sections because of how great he is at teaching Econ. His discussions were always full since so many people attended his discussions instead of their own TA's. He is great at explaining concepts and truly cares about his students. Sometimes he goes a tad fast for my liking, but he always goes over things if you ask him to. I have only the highest praise for Richard.
 - Richard was definitely one of the better econ TA's that I have had. He was very nice and always prepared and very knowledgeable. He responded to emails. He was everything I would want and expect from a TA.
 - great ta




R. DOMURAT Evaluation of Instruction Program Report

17W: ECON 101 DIS 1N: MICROECONOMC THEORY
 No. of responses = 9
 Enrollment = 30
 Response Rate = 30%


Survey Results

1. Background Information:

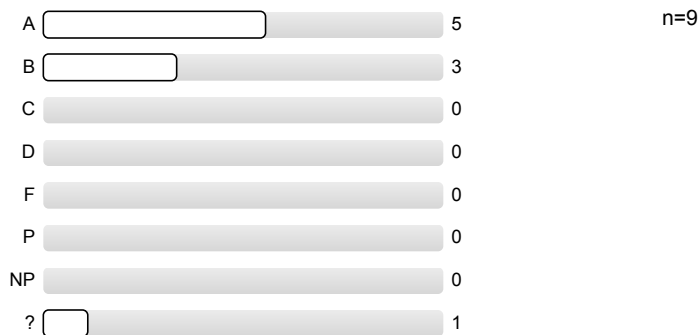
1.1) Year in School:




1.2) UCLA GPA:



1.3) Expected Grade:




1.4) What requirements does this course fulfill?




2. Preliminary Questions:

2.1) Approximately how many times did you attend the assigned section?



2.2) If you primarily attended a section that is not assigned to you, what was your primary reason for doing so?

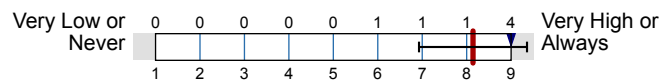


2.3) You saw the TA of the assigned section attending lectures.



3. To What Extent Do You Feel That:

3.1) Teaching Assistant Knowledge - The T.A. was knowledgeable about the material.



n=7
av.=8.14
md=9
dev.=1.21
ab.=2

3.2) Teaching Assistant Concern - The T.A. was concerned about student learning.



n=7
av.=8
md=9
dev.=1.29
ab.=2

3.3) Organization - Section presentations were well prepared and organized.



n=7
av.=8.14
md=9
dev.=1.21
ab.=2

3.4)	Scope - The teaching assistant expanded on course ideas.	Very Low or Never		Very High or Always	n=7 av.=7.86 md=8 dev.=1.21 ab.=2
3.5)	Interaction - Students felt welcome in seeking help in or outside of the class.	Very Low or Never		Very High or Always	n=7 av.=8.14 md=9 dev.=1.07 ab.=2
3.6)	Communication Skills - The teaching assistant had good communication skills.	Very Low or Never		Very High or Always	n=7 av.=8.14 md=9 dev.=1.07 ab.=2
3.7)	Value - The overall value of the sections justified your time and effort.	Very Low or Never		Very High or Always	n=7 av.=8.29 md=9 dev.=0.95 ab.=2
3.8)	Overall - What is your overall rating of the teaching assistant?	Very Low or Never		Very High or Always	n=7 av.=8.29 md=9 dev.=0.95 ab.=2

4. Your View of Section Characteristics:

4.1)	Difficulty (relative to other courses)	Low		High	n=7 av.=2.29 md=2 dev.=0.49 ab.=2
4.2)	Workload/pace was	Too Slow		Too Much	n=7 av.=2.14 md=2 dev.=0.38 ab.=2
4.3)	Integration of section with course was	Poor		Excellent	n=7 av.=2.57 md=3 dev.=0.53 ab.=2
4.4)	Texts, required readings	Poor		Excellent	n=4 av.=2.25 md=2 dev.=0.5 ab.=5
4.5)	Homework assignments	Poor		Excellent	n=7 av.=2.14 md=2 dev.=0.38 ab.=2
4.6)	Graded materials, examinations	Poor		Excellent	n=6 av.=2 md=2 dev.=0 ab.=3
4.7)	Lecture presentations	Poor		Excellent	n=6 av.=2.17 md=2 dev.=0.41 ab.=3
4.8)	Class discussions	Poor		Excellent	n=6 av.=2.17 md=2 dev.=0.41 ab.=3

Profile

Subunit: **ECON**
 Name of the instructor: **R. DOMURAT**
 Name of the course: **17W: ECON 101 DIS 1N: MICROECONOMC THEORY**
 (Name of the survey)

Values used in the profile line: Mean

3. To What Extent Do You Feel That:

3.1) Teaching Assistant Knowledge - The T.A. was knowledgeable about the material.	Very Low or Never									Very High or Always	n=7	av.=8.14
3.2) Teaching Assistant Concern - The T.A. was concerned about student learning.	Very Low or Never									Very High or Always	n=7	av.=8.00
3.3) Organization - Section presentations were well prepared and organized.	Very Low or Never									Very High or Always	n=7	av.=8.14
3.4) Scope - The teaching assistant expanded on course ideas.	Very Low or Never									Very High or Always	n=7	av.=7.86
3.5) Interaction - Students felt welcome in seeking help in or outside of the class.	Very Low or Never									Very High or Always	n=7	av.=8.14
3.6) Communication Skills - The teaching assistant had good communication skills.	Very Low or Never									Very High or Always	n=7	av.=8.14
3.7) Value - The overall value of the sections justified your time and effort.	Very Low or Never									Very High or Always	n=7	av.=8.29
3.8) Overall - What is your overall rating of the teaching assistant?	Very Low or Never									Very High or Always	n=7	av.=8.29

4. Your View of Section Characteristics:

4.1) Difficulty (relative to other courses)	Low									High	n=7	av.=2.29
4.2) Workload/pace was	Too Slow									Too Much	n=7	av.=2.14
4.3) Integration of section with course was	Poor									Excellent	n=7	av.=2.57
4.4) Texts, required readings	Poor									Excellent	n=4	av.=2.25
4.5) Homework assignments	Poor									Excellent	n=7	av.=2.14
4.6) Graded materials, examinations	Poor									Excellent	n=6	av.=2.00
4.7) Lecture presentations	Poor									Excellent	n=6	av.=2.17
4.8) Class discussions	Poor									Excellent	n=6	av.=2.17

Comments Report

5. Comments:

^{5.1)} Please identify what you perceive to be the real strengths and weaknesses of this teaching assistant and course.

- Great TA. His sections allowed me to better understand the material and be more prepared for exams and class.
- He was easy to understand and could go in detail
- Incredibly helpful! Went to your section for econ11 and was ecstatic to find out you were teaching econ101 as well. Definitely a TA that will explain every move very thoroughly.

Sometimes wish section was longer than 50 min since there's so much material to cover. Sometimes you teach very quickly as a result and can make it hard to keep up in class. But you are definitely a factor in helping me understand the problems!

- Na
- Richard was always willing to help and concerned about our performance and understanding of materials! He helps me better understand the homework problems that were not thoroughly taught in lecture.
- Strengths: TA was easy to understand, discussions elaborated on concepts in class.

Weaknesses: Too much focus on providing specific solutions for specific problems in problem sets, rather than elaborating on conceptual ideas and providing frameworks to solve all types of problems students may encounter.




R. DOMURAT Evaluation of Instruction Program Report

16F: ECON 11 DIS 1B: MICROECONOMC THEORY
 No. of responses = 16
 Enrollment = 28
 Response Rate = 57.14%


Survey Results

1. Background Information:

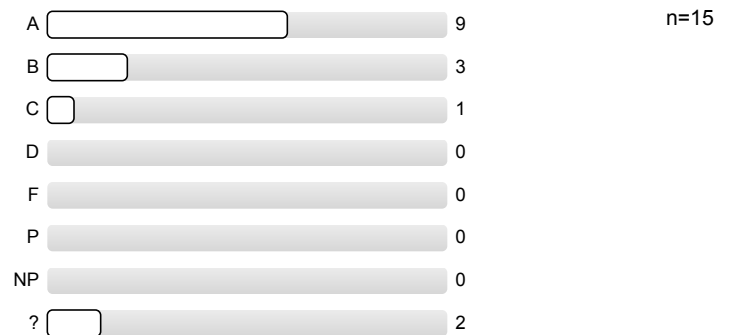
1.1) Year in School:




1.2) UCLA GPA:



1.3) Expected Grade:



1.4) What requirements does this course fulfill?



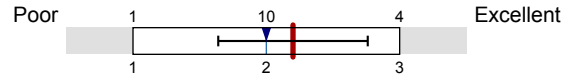
2. To What Extent Do You Feel That:

2.1)	Teaching Assistant Knowledge – The T.A. was knowledgeable about the material.	Very Low or Never	0 0 0 0 0 2 3 3 8	Very High or Always	n=16 av.=8.06 md=8.5 dev.=1.12
2.2)	Teaching Assistant Concern – The T.A. was concerned about student learning.	Very Low or Never	0 0 0 2 0 2 2 3 7	Very High or Always	n=16 av.=7.56 md=8 dev.=1.75
2.3)	Organization – Section presentations were well prepared and organized.	Very Low or Never	0 0 0 0 2 2 1 2 9	Very High or Always	n=16 av.=7.88 md=9 dev.=1.54
2.4)	Scope – The teaching assistant expanded on course ideas.	Very Low or Never	0 0 0 1 1 1 2 2 9	Very High or Always	n=16 av.=7.88 md=9 dev.=1.63
2.5)	Interaction – Students felt welcome in seeking help in or outside of the class.	Very Low or Never	0 0 1 0 1 2 2 4 6	Very High or Always	n=16 av.=7.5 md=8 dev.=1.75
2.6)	Communication Skills – The teaching assistant had good communication skills.	Very Low or Never	0 0 0 1 1 2 1 3 8	Very High or Always	n=16 av.=7.75 md=8.5 dev.=1.65
2.7)	Value – The overall value of the sections justified your time and effort.	Very Low or Never	0 0 0 2 0 1 1 4 8	Very High or Always	n=16 av.=7.81 md=8.5 dev.=1.72
2.8)	Overall – What is your overall rating of the teaching assistant?	Very Low or Never	0 0 0 1 1 1 1 4 8	Very High or Always	n=16 av.=7.88 md=8.5 dev.=1.59

3. Your View of Section Characteristics:

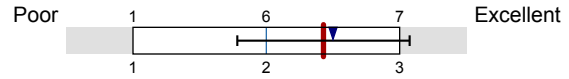
3.1)	Difficulty (relative to other courses)	Low	2 10 4	High	n=16 av.=2.13 md=2 dev.=0.62
3.2)	Workload/pace was	Too Slow	1 15 0	Too Much	n=16 av.=1.94 md=2 dev.=0.25
3.3)	Integration of section with course was	Poor	0 9 7	Excellent	n=16 av.=2.44 md=2 dev.=0.51
3.4)	Texts, required readings	Poor	1 11 1	Excellent	n=13 av.=2 md=2 dev.=0.41 ab.=3
3.5)	Homework assignments	Poor	0 12 3	Excellent	n=15 av.=2.2 md=2 dev.=0.41 ab.=1

3.6) Graded materials, examinations



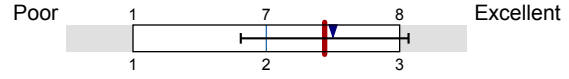
n=15
 av.=2.2
 md=2
 dev.=0.56
 ab.=1

3.7) Lecture presentations



n=14
 av.=2.43
 md=2.5
 dev.=0.65
 ab.=1

3.8) Class discussions



n=16
 av.=2.44
 md=2.5
 dev.=0.63

Profile

Subunit: **ECON**
 Name of the instructor: **R. DOMURAT**
 Name of the course: **16F: ECON 11 DIS 1B: MICROECONOMC THEORY**
 (Name of the survey)

Values used in the profile line: Mean

2. To What Extent Do You Feel That:

Item	Very Low or Never	Very High or Always	n	av.
2.1) Teaching Assistant Knowledge – The T.A. was knowledgeable about the material.			n=16	av.=8.06
2.2) Teaching Assistant Concern – The T.A. was concerned about student learning.			n=16	av.=7.56
2.3) Organization – Section presentations were well prepared and organized.			n=16	av.=7.88
2.4) Scope – The teaching assistant expanded on course ideas.			n=16	av.=7.88
2.5) Interaction – Students felt welcome in seeking help in or outside of the class.			n=16	av.=7.50
2.6) Communication Skills – The teaching assistant had good communication skills.			n=16	av.=7.75
2.7) Value – The overall value of the sections justified your time and effort.			n=16	av.=7.81
2.8) Overall – What is your overall rating of the teaching assistant?			n=16	av.=7.88

3. Your View of Section Characteristics:

Item	Low / Too Slow / Poor	High / Too Much / Excellent	n	av.
3.1) Difficulty (relative to other courses)			n=16	av.=2.13
3.2) Workload/pace was			n=16	av.=1.94
3.3) Integration of section with course was			n=16	av.=2.44
3.4) Texts, required readings			n=13	av.=2.00
3.5) Homework assignments			n=15	av.=2.20
3.6) Graded materials, examinations			n=15	av.=2.20
3.7) Lecture presentations			n=14	av.=2.43
3.8) Class discussions			n=16	av.=2.44

Comments Report

4. Comments:

- ^{4.1)} Please identify what you perceive to be the real strengths and weaknesses of this teaching assistant and course.
- Excellent TA. He knows his stuff and he teaches well. He always brings up the really important material. I can do the class' homework because he teaches similar examples in class. He teaches fast but clear.
 - Good TA
 - He was clear on his section and straightforward. He was very helpful.
 - He was very intelligent and knew what he was talking about. He was easily the best TA out of everyone in the section. There were times I felt a little intimidated to ask questions because he would not completely answer questions and I had to continuously repeat myself. His strong point was he always had an idea of what was going to be tested.
 - I really thought that Richard played a significant role in my understanding of the material and I wish that he could go on to TA for Econ 101. In my interaction with him he was always knowledgeable and thoughtful in his explanations and always did his best to make sure you understood the material. I would recommend him as a TA for any other sections that he might wish to TA for. Definitely a great asset in my learning of the course.
 - Really great clear instruction!
 - Richard did a very good job at explaining the economics concepts in context to the mathematic concepts. He was attentive to the students' questions and concerns to ensure they were successful in the class.
 - TA often made a mistake while he solve problems. Other than that, it's good.



R. DOMURAT

Evaluation of Instruction Program Report

16F: ECON 11 DIS 1M: MICROECONOMC THEORY

No. of responses = 11


Enrollment = 27

Response Rate = 40.74%


Survey Results

1. Background Information:

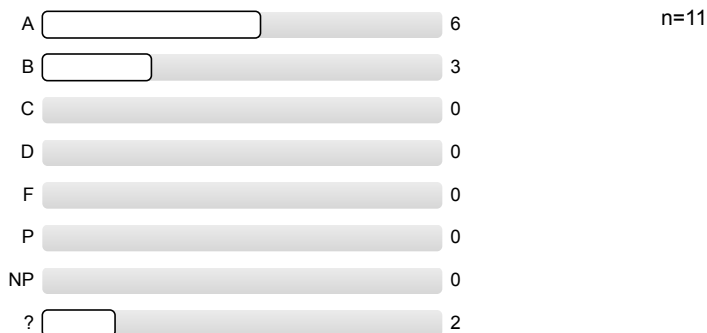
1.1) Year in School:




1.2) UCLA GPA:



1.3) Expected Grade:



1.4) What requirements does this course fulfill?



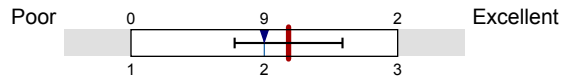
2. To What Extent Do You Feel That:

2.1)	Teaching Assistant Knowledge – The T.A. was knowledgeable about the material.	Very Low or Never	0 0 0 0 0 0 1 2 8	Very High or Always	n=11 av.=8.64 md=9 dev.=0.67
2.2)	Teaching Assistant Concern – The T.A. was concerned about student learning.	Very Low or Never	0 0 0 0 0 0 3 1 7	Very High or Always	n=11 av.=8.36 md=9 dev.=0.92
2.3)	Organization – Section presentations were well prepared and organized.	Very Low or Never	0 0 0 0 0 0 2 2 7	Very High or Always	n=11 av.=8.45 md=9 dev.=0.82
2.4)	Scope – The teaching assistant expanded on course ideas.	Very Low or Never	0 0 0 0 0 0 3 1 7	Very High or Always	n=11 av.=8.36 md=9 dev.=0.92
2.5)	Interaction – Students felt welcome in seeking help in or outside of the class.	Very Low or Never	0 0 0 0 0 0 3 1 7	Very High or Always	n=11 av.=8.36 md=9 dev.=0.92
2.6)	Communication Skills – The teaching assistant had good communication skills.	Very Low or Never	0 0 0 0 0 0 3 1 7	Very High or Always	n=11 av.=8.36 md=9 dev.=0.92
2.7)	Value – The overall value of the sections justified your time and effort.	Very Low or Never	0 0 0 0 1 0 2 0 8	Very High or Always	n=11 av.=8.27 md=9 dev.=1.35
2.8)	Overall – What is your overall rating of the teaching assistant?	Very Low or Never	0 0 0 0 0 0 1 2 8	Very High or Always	n=11 av.=8.64 md=9 dev.=0.67

3. Your View of Section Characteristics:

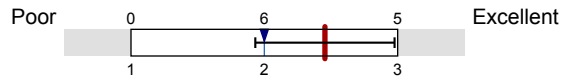
3.1)	Difficulty (relative to other courses)	Low	0 8 3	High	n=11 av.=2.27 md=2 dev.=0.47
3.2)	Workload/pace was	Too Slow	0 10 1	Too Much	n=11 av.=2.09 md=2 dev.=0.3
3.3)	Integration of section with course was	Poor	0 5 6	Excellent	n=11 av.=2.55 md=3 dev.=0.52
3.4)	Texts, required readings	Poor	0 6 2	Excellent	n=8 av.=2.25 md=2 dev.=0.46 ab.=3
3.5)	Homework assignments	Poor	0 8 3	Excellent	n=11 av.=2.27 md=2 dev.=0.47

3.6) Graded materials, examinations



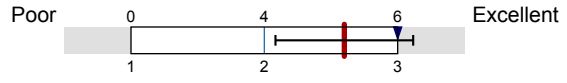
n=11
 av.=2.18
 md=2
 dev.=0.4

3.7) Lecture presentations



n=11
 av.=2.45
 md=2
 dev.=0.52

3.8) Class discussions



n=10
 av.=2.6
 md=3
 dev.=0.52
 ab.=1

Profile

Subunit: **ECON**
 Name of the instructor: **R. DOMURAT**
 Name of the course: **16F: ECON 11 DIS 1M: MICROECONOMC THEORY**
 (Name of the survey)

Values used in the profile line: Mean

2. To What Extent Do You Feel That:

2.1) Teaching Assistant Knowledge – The T.A. was knowledgeable about the material.	Very Low or Never		Very High or Always	n=11	av.=8.64
2.2) Teaching Assistant Concern – The T.A. was concerned about student learning.	Very Low or Never		Very High or Always	n=11	av.=8.36
2.3) Organization – Section presentations were well prepared and organized.	Very Low or Never		Very High or Always	n=11	av.=8.45
2.4) Scope – The teaching assistant expanded on course ideas.	Very Low or Never		Very High or Always	n=11	av.=8.36
2.5) Interaction – Students felt welcome in seeking help in or outside of the class.	Very Low or Never		Very High or Always	n=11	av.=8.36
2.6) Communication Skills – The teaching assistant had good communication skills.	Very Low or Never		Very High or Always	n=11	av.=8.36
2.7) Value – The overall value of the sections justified your time and effort.	Very Low or Never		Very High or Always	n=11	av.=8.27
2.8) Overall – What is your overall rating of the teaching assistant?	Very Low or Never		Very High or Always	n=11	av.=8.64

3. Your View of Section Characteristics:

3.1) Difficulty (relative to other courses)	Low		High	n=11	av.=2.27
3.2) Workload/pace was	Too Slow		Too Much	n=11	av.=2.09
3.3) Integration of section with course was	Poor		Excellent	n=11	av.=2.55
3.4) Texts, required readings	Poor		Excellent	n=8	av.=2.25
3.5) Homework assignments	Poor		Excellent	n=11	av.=2.27
3.6) Graded materials, examinations	Poor		Excellent	n=11	av.=2.18
3.7) Lecture presentations	Poor		Excellent	n=11	av.=2.45
3.8) Class discussions	Poor		Excellent	n=10	av.=2.60

Comments Report

4. Comments:

- ^{4.1)} Please identify what you perceive to be the real strengths and weaknesses of this teaching assistant and course.
- An excellent TA!
 - Good
 - Richard is one of the best TAs of this class. He clearly explain all of the topics covered during lecture and devoted a lot of time to his students. He added additional office hours to help us in preparation for all of our exams and would offer up more of his time when school holidays would cancel our discussions. Highly recommend him and thank him for his work this quarter, I really appreciate all that he's done.
 - Richard is very good at reinforcing the gaps during lecture. He ties the concepts together and makes it easy to understand. After every discussion with Richard, I feel more confident. He is accommodating during office hours, which is very helpful.
 - Very helpful TA. Taught me a lot of about the subject and was always willing to help. Held extra office hours to make up for vacation days and was very approachable. Definitely contributed a lot to my learning.
 - absolutely fantastic TA, made the course doable